

BERNINA⁺

BERNINA Embroidery Software 6 **Turn your creative ideas into embroidered reality!**



Let your ideas become embroidery reality with DesignerPlus or EditorPlus. Or rediscover the pleasure of exploring your embroidery dreams with the V6 Update.



www.berninausa.com





BERNINA Embroidery Software 6
includes CorelDRAW® Essentials 4



Enhance your creativity with the power of CorelDRAW® Essentials 4, the best creative drawing and embroidery software available. Apply special effects to artwork. Add text, shapes or freehand drawn elements for unique multimedia projects. The first time ever in a home embroidery software product!



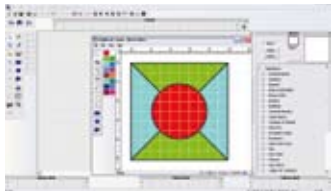
powered by
CorelDRAW
Essentials 4





Reach new creative heights! Explore embroidery like never before!

Enjoy the ease and fresh look of the BERNINA Embroidery Software 6 with fully integrated CorelDRAW® Essentials 4 Software! Be inspired to reach new creative heights with many unique features. Explore embroidery like never before.



Quilt Block Design Program

Design and preview your quilt project with quilt blocks, fabric, layout and embroidery designs of your choice. Save designs directly to your Custom Block library. (DesignerPlus only)



Hoop Layout

Don't let the size of your hoop limit the size of your embroidery composition. BERNINA Embroidery Software automatically splits, sequences and adds reference points for perfect positioning of multi-hoop designs.



Monograms

Create elegant 1, 2 or 3 letter monograms with several unique envelope styles, borders and ornaments. Perfect for personalizing your embroidery projects.



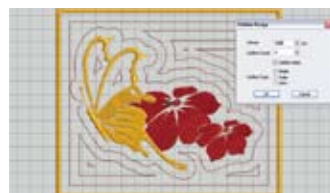
Automatic Digitizing

Turn artwork from a number of popular graphic formats into embroidery with just a simple mouse click. No experience required, it doesn't get any easier!



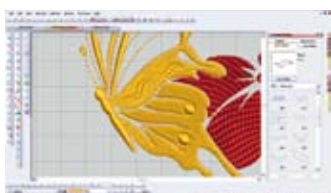
Freehand Embroidery Tools

Create without confines using the Freehand Embroidery tools and mouse or pen and tablet. Draw a line or a closed shape and pick the run stitch or fill stitch you'd like to fill that shape with.



Design Outline Effects

Complete your designs quickly with an automatic outline! Once the design is finished, the automatic Outline Design function offers several stitch options. All you have to do is select your favorite and click – BERNINA Embroidery Software does the rest.



Carving

Turn your basic design into stunning embroidery with unique carved stitch effects. Select from a variety of patterns and simply stamp them into your designs. Watch the software automatically produce the embroidery effect you desire.



Color Wheel

Preview your design in a variety of colors using the awesome Color Wheel tool. It's easy to use and fascinating to watch. The BERNINA Embroidery Software will select the perfect color match. Quickly change design colors to best suit the fabric color or your taste.



BERNINA+

NEW OR ENHANCED IN V6
EDITORPLUS
DESIGNERPLUS

NEW OR ENHANCED IN V6
EDITORPLUS
DESIGNERPLUS

NEW OR ENHANCED IN V6
EDITORPLUS
DESIGNERPLUS

| GENERAL FEATURES | | | |
|--|---|---|---|
| Windows® XP & Vista™ compatible | | • | • |
| «Tips™» with opening screens | • | • | • |
| Easy to identify icons | • | • | • |
| Modeless object properties dialog boxes | | • | • |
| Core!DRAW® Essentials 4 Inside! | • | • | • |
| Ready to Stitch Designs | • | • | • |
| Design thumbnails and information in Windows Explorer | • | • | • |
| USB Dongle | | • | • |
| HOOPS | | | |
| Hoop Selection | • | • | • |
| Create Your Own Hoops | | • | • |
| Improved Multi-Hooping Split Design File | • | • | • |
| THREADS | | | |
| Thread Chart Management | | • | • |
| Thread Matching | | • | • |
| Thread Charts | | • | • |
| LETTERING | | | |
| Professionally Digitized Pre-Programmed Alphabets | • | • | • |
| Powerful Lettering Tools | | • | • |
| Satin, Step, or Fancy Fills for lettering | | • | • |
| Lettering Overlay Removal | | • | • |
| Baseline Options | | • | • |
| Justification Options | | • | • |
| Elastic Lettering | | • | • |
| Kerning Letters | • | • | • |
| Reshape Individual Letters | • | • | • |
| Change Individual Letter Colors | | • | • |
| True Type Fonts | • | • | • |
| Buttonholes | • | • | • |
| EDIT & CUSTOMIZE | | | |
| Edit and customize designs from one screen | | • | • |
| Selection tool | | • | • |
| Break Apart | | • | • |
| Rescale Designs/Free and Direct Entry | • | • | • |
| Rotation/Free and Direct Entry | | • | • |
| Group and Ungroup Objects | | • | • |
| Polygon Select Tool | | • | • |
| Stitch Edit | | • | • |
| Reshape Object | • | • | • |
| Align Objects | • | • | • |
| Mirror Image & Mirror Merge Tools | | • | • |
| Wreath and Kaleidoscope Tools | | • | • |
| Color Wheel | • | • | • |
| Color Film | • | • | • |
| Object List | • | • | • |
| Sequence by Selection | | • | • |
| Rescale graphics in ART Canvas mode (was Picture Mode) | • | • | • |
| Zooming on Bitmap graphic images | • | • | • |
| Add & Fill Holes | | • | • |
| Quick Clone | | • | • |
| VIEW DESIGNS | | | |
| Designs grouped when opened | | • | • |
| Grid | | • | • |
| Artistic View | • | • | • |
| Design Overview Window | • | • | • |
| Zoom tools | • | • | • |
| Show/Hide Stitches | • | • | • |
| View by Color | • | • | • |

| Slow Redraw | • | • | • |
|--|---|---|---|
| Fabric Settings / Fabric Display | | • | • |
| Show Object Outlines | | • | • |
| Save design as image | • | • | • |
| IMPROVE STITCH QUALITY | | | |
| Auto Underlay | | • | • |
| Multiple Underlays | | • | • |
| Start/End Point positions | | • | • |
| Re-Sequencing Designs | | • | • |
| Simple Stitch Re-sequencing | | • | • |
| Easily Remove Overlaps | | • | • |
| Pull Compensation | | • | • |
| Travel on Edge | | • | • |
| Underlay Options | | • | • |
| Tie In/Off and Closest Join | | • | • |
| STITCH EFFECTS | | | |
| 'Outline Design' Effect | • | • | • |
| Carving / Halo / Morphing Effect | • | • | • |
| Pattern Stamp | | • | • |
| Color Blending | | • | • |
| Textured Edge fill | | • | • |
| Wave Effect | | • | • |
| STITCH TYPES | | | |
| Sculptured Fancy Fill | • | • | • |
| Star Stitch | • | • | • |
| Ripple Stitch | • | • | • |
| Blackwork Run | | • | • |
| Fancy Fills | • | • | • |
| Texture Fills | | • | • |
| Create Pattern Fills | | • | • |
| Outline Options | | • | • |
| Blackwork | | • | • |
| Lacework | | • | • |
| Candlewicking | | • | • |
| Stem Stitch and Backstitch | | • | • |
| Stipple Fill | • | • | • |
| Cross Stitch Fill | • | • | • |
| Pattern Run | | • | • |
| Pattern Fills | • | • | • |
| MONOGRAMS | | | |
| Advanced Monogramming | • | • | • |
| Create Monogram Borders | | • | • |
| APPLIQUÉ | | | |
| Auto Appliqué | | • | • |
| Partial Appliqué | | • | • |
| Advanced Appliqué | • | • | • |
| ARTISTIC DESIGN | | | |
| ART Strokes (Art Canvas mode) | • | • | • |
| Artwork included | • | • | • |
| Link to Graphics Programs | | • | • |
| Supported Graphics formats | • | • | • |
| Defined Drawing Shapes (ART Canvas mode) | • | • | • |
| Add Text (ART Canvas mode) | • | • | • |
| Smart Drawing Tool (ART Canvas mode) | • | • | • |
| Freehand Drawing Tool (ART Canvas mode) | • | • | • |

| AUTO DIGITIZING | | | |
|---|---|---|---|
| Improved Auto-digitizing Tool | • | • | • |
| Automatic Outlines and borders | • | • | • |
| Magic Wand | • | • | • |
| DIGITIZING | | | |
| Freehand Embroidery tools (Embroidery Canvas mode) | • | • | • |
| Manual Digitizing Tools | | • | • |
| Block Digitizing Tool | | • | • |
| Shape Tools | | • | • |
| FORMATS | | | |
| Open designs in many formats | | • | • |
| Save designs in many formats | | • | • |
| Save designs in the all new V6 ART format | • | • | • |
| OTHER FEATURES | | | |
| Magic Box Link | | • | • |
| PhotoSnap | | • | • |
| Portfolio | | • | • |
| BERNINA Cross Stitch | | • | • |
| Printed Worksheet | • | • | • |
| Print your ART Canvas | • | • | • |
| Direct Machine Connect | | • | • |
| Support and Service | | • | • |
| CROSS STITCH | | | |
| Eleven Cross Stitch styles | | • | • |
| Cross Stitch Orientation | | • | • |
| Fabric Count Settings | | • | • |
| Thread Count | | • | • |
| Thread Charts | | • | • |
| Lettering | | • | • |
| Auto Cross | | • | • |
| Flood Fill | | • | • |
| Manual Digitizing Tools | | • | • |
| Rubber Stamp | | • | • |
| Polygon Select | | • | • |
| Auto Select Tool | | • | • |
| Rotate | | • | • |
| Mirror Image | | • | • |
| Scan Artwork | | • | • |
| Cut, Copy, Paste, Duplicate | | • | • |
| Eraser | | • | • |
| Open Cross Stitch Designs in BERNINA Embroidery Software V6.0 | | • | • |
| BERNINA QUILTER | | | |
| Quilt Design Program | | • | • |
| Printable Reference Information | | • | • |
| Preview appliqué and embroidery placement on your quilt blocks. | | • | • |
| Extensive Block Library | | • | • |
| Block Editor | • | • | • |
| Block Layout: Set individual block sizes | | • | • |
| Diamond Block Layout | • | • | • |
| Sashing Layout | | • | • |
| Border Layout | | • | • |
| Mirror Blocks | | • | • |
| Rotate Blocks | | • | • |
| Fabric and Color Palettes | | • | • |
| Customize Fabric Library | | • | • |
| Lock Function for Whole quilt, Embroidery, Appliqué | | • | • |
| Alignment Tools | | • | • |
| Copy, Cut and Paste Functions | | • | • |



www.embroideryonline.com

www.bernausa.com



ISV/Software Solutions Business Process and Integration