

Icon Cheat Sheet



New: Create a new document



Open: Open an existing document



Save: Save the active document



Export: Send to BERNINA CutWork



Print: Send current design to printer



Copy: Copy the selection & send to clipboard



Paste: Paste the contents of the clipboard



Undo: Undo the last action



Redo: Redo the previously undone action



Select Fabric: Change the fabric options



Edit Palette: Manage color options



Manage Hoop Options: Change the hoop

100%

Zoom Presets



Weld: Weld Shapes



Trim: Trim Shapes



Intersect: Intersect Shapes



Help



Align Left



Align Centers Vertically



Align Right



Align Top



Align Centers Horizontally



Align Bottom



Make Same Width



Make Same Height



Make Same Size



Equal Horizontal Spacing



Equal Vertical Spacing



Draw Mode



Stitch Mode



Rectangle Selection



Lasso Selection



Edit Shape Nodes: Edit nodes



Zoom In: Magnifies the design view



Zoom Previous: Zooms to previous zoom state



Zoom All: Magnifies the view to fit the window



Pan: Moves the view area of the design



Measures: Measures a line



Slow Redraw:



Create Freehand Shapes














Create Bezier Shapes






Create Outline Shapes

Icon Cheat Sheet

-  Create Rectangle
-  Create Ellipse
-  Create Pie
-  Create Star Shape
-  Create Trapezoid/Parallelogram
-  Create Polygon
-  Edit Text
-  Create Rectangular Array
-  Create Circular Array
-  Auto Border & Cut
-  Enable Auto Sequencing



-  Fill Tab
-  Outline Tab

 Applique


Appliqué Fill

Offset

Default fixing

Cleaning

Appliqué Fill Properties

 Cutwork

CutWork

Running before

Cutting offset

Running


Net fill

Satin serial

Discard part

CutWork Properties

Cutting offset mm Cutting Offset

 Net fill


Net Fill

Cell size mm

Offset mm

Angle °

Net Fill Properties


 Running

Running Outline

Styles

None Double Triple Chain

Running Styles

 Satin serial

Satin Serial

Remove overlaps

Density

Compensation

Underlay

Satin Serial Properties